

## BCG

### Buffalo Computer Graphics



#### Overview

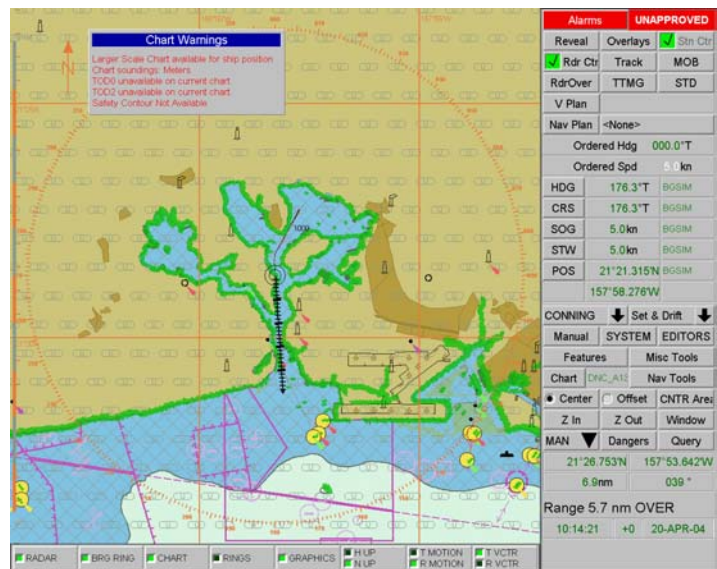
The PCS-100 Voyage Management Simulator (VMS) is the latest addition to Buffalo Computer Graphics' (BCG) family of successful PC based radar simulators.

The PCS-100 VMS was designed in a joint venture between BCG and SSR Engineering Inc. with cooperation from Sperry Marine. It was designed specifically for use in shipboard and shore based training, testing and evaluation applications, especially for customers who have a Sperry Voyage Management System or Integrated Bridge System (IBS). Using BCG's industry standard simulated radar images and simulation engine, it provides navigation data and radar images for the Sperry IBS. When combined with BCG's PCS-100 simulator, it can also produce high quality radar video for IMO / STCW compliant training.

The original PCS-100 was designed to interface with stand-alone radar equipment using traditional analog radar signals that require installations with actual radar processing equipment. The PCS-100 VMS, however, is capable of providing navigation sensor data and radar image and tracking data directly to the Sperry VMS and Surface Search Radars across the ship's network. This allows training to be provided at a reduced cost without dependency on actual radar processing equipment.

#### Features

- Provides simulation/stimulation capability necessary to test VMS navigation displays (including capabilities designed to meet ECDIS-N requirements)
- Provides the ability to train all functions of the VMS navigation displays either in standalone or multiple operator exercises
- Provides ability to train all operational capabilities of VMS navigation displays
- Allows shipboard personnel to practice navigational maneuvers and approaches into harbors prior to the actual maneuvers
- Allows exercises to be recorded and later replayed for critique and evaluation

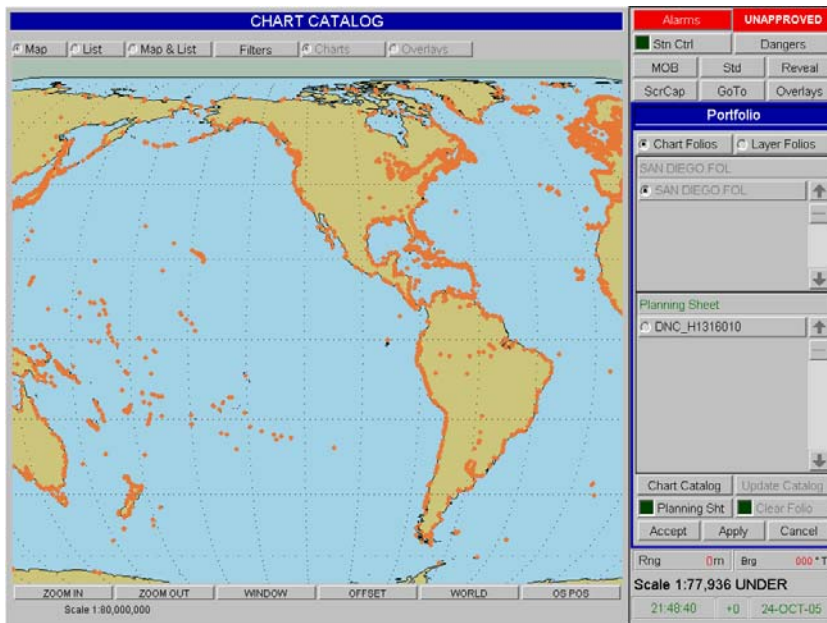





The PCS-100 VMS includes a single radar interface, 20 moving targets, 20 stationary targets, landmass capability (with 3 free databases) and a uniform sea clutter video presentation. The one ownership system is controlled by the operator at a Graphical User Interface (GUI) workstation. For multi-ownership configurations, multiple PCS-100 VMS systems can be networked together and controlled from a single GUI. Each ownership acts as an independent node in the simulator network. The GUI workstation may be remotely located from the PCS-100 VMS unit(s) and remotely controlled through an Ethernet connection.

## Additional Optional Capabilities

- Interface with BFTT for scenario exchange
- Enhanced Radar Simulation functions, including:
  - RTS / SDS simulation
  - STC / FTC Control
  - Added tracking capability
- Additional radar images
- Integration with Standard PCS-100 for Stimulation and Simulation functionality
- Integration of simulator into existing Navigation/Radar systems



- ◆ Available Configurations:
  - Desktop, Laptop,
  - Standard Rack Mount Chassis
  - Shock Approved Chassis
- ◆ Also available:
  - Add PCS-100 VMS Capability to existing PCS-100
- ◆ Pricing on Request



Buffalo Computer Graphics  
3741 Lake Shore Road  
Blasdell, New York, USA 14219  
Telephone: 716-822-8668  
Fax: 716-822-2730  
Email: [info@buffalocomputergraphics.com](mailto:info@buffalocomputergraphics.com)  
Web Site: [www.buffalocomputergraphics.com](http://www.buffalocomputergraphics.com)